


49th WARD

# 2026 BUDGET SURVEY RESULTS





# IDENTIFYING BUDGET PRIORITIES

# BUDGET PRIORITIES

1

## City Development

(Housing, homelessness, economic development, etc.)

2

## Community Services

(Libraries, youth programming, etc.)

3

## Crisis Intervention

(Including street violence intervention, mental health crisis intervention, etc.)

4

## Cultural Affairs & Special Events

(Street festivals, public art, etc.)

5

## Infrastructure

(Bridges, streets, water projects, etc.)

6

## Police

(Chicago Police Department)

7

## Public Health

(Flu shots, epidemiology, public health clinics, etc.)

8

## Government Services

(City Clerk's Office, Administrative Hearings, and other City offices)

9

## Streets & Sanitation

(Rodent baiting, garbage removal, etc.)

10

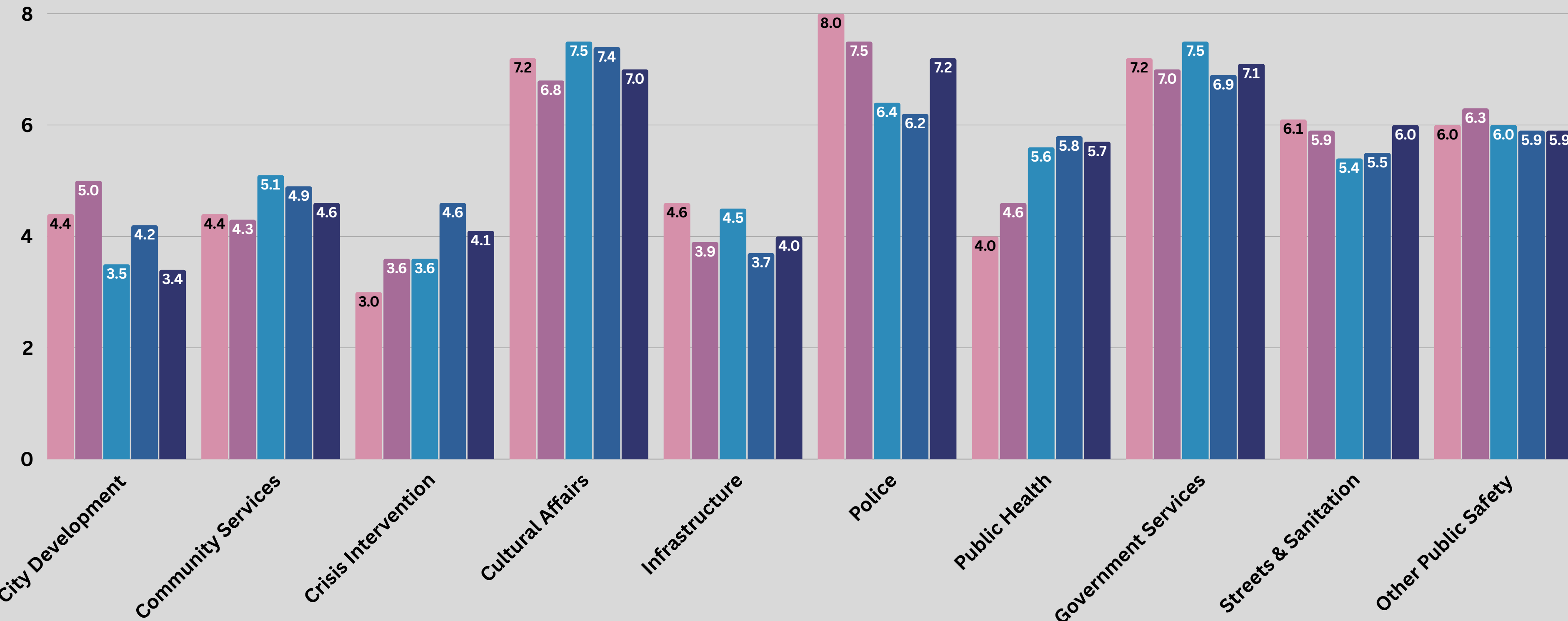
## Other Public Safety

(Ambulances, Fire Department, & 911 services)

# PRIORITY RANKING AVERAGES



smaller number = higher priority



# CONSENSUS OF RANKINGS

2026

(96 respondents)

	City Development	Community Services	Crisis Intervention	Cultural Affairs & Special Events	Infrastructure	Police	Public Health	Government Services	Streets & Sanitation	Other Public Safety
Top (1 to 3)	63.5%	43.8%	59.3%	5.2%	45.8%	16.6%	17.7%	8.4%	17.7%	21.9%
Middle (4 to 7)	23.0%	38.5%	26.0%	47.9%	48.0%	24.0%	60.4%	40.6%	54.2%	37.5%
Bottom (8 to 10)	13.5%	17.7%	13.5%	46.8%	6.2%	59.4%	21.9%	51.0%	28.1%	40.6%

# CONSENSUS OF RANKINGS

## through the years

### 2025

(185 respondents)

**Top**  
(1 to 3)

**Middle**  
(4 to 7)

**Bottom**  
(8 to 10)

City Development	Community Services	Crisis Intervention	Cultural Affairs & Special Events	Infrastructure	Police	Public Health	Government Services	Streets & Sanitation	Other Public Safety
53.5%	36.8%	44.3%	7.0%	48.6%	35.2%	21.1%	8.1%	21.6%	23.8%
26.5%	42.7%	33.0%	36.2%	45.4%	17.8%	48.6%	47.6%	58.4%	43.8%
20.0%	20.5%	22.7%	56.8%	6.0%	47.0%	30.3%	44.3%	20.0%	32.4%

### 2023

(99 respondents)

**Top**  
(1 to 3)

**Middle**  
(4 to 7)

**Bottom**  
(8 to 10)

City Development	Community Services	Crisis Intervention	Cultural Affairs & Special Events	Infrastructure	Police	Public Health	Government Services	Streets & Sanitation	Other Public Safety
61.6%	36.4%	57.6%	5.0%	38.4%	27.3%	16.2%	7.1%	26.3%	24.2%
24.3%	43.4%	30.3%	36.4%	49.5%	25.2%	63.6%	33.3%	56.6%	37.4%
14.1%	20.2%	12.1%	58.6%	12.1%	47.5%	20.2%	59.6%	17.1%	38.4%

# CONSENSUS OF RANKINGS

through the years

## 2022

(166 respondents)

	City Development	Community Services	Crisis Intervention	Cultural Affairs & Special Events	Infrastructure	Police	Public Health	Government Services	Streets & Sanitation	Other Public Safety
Top (1 to 3)	38%	49%	60%	10.2%	43.4%	17.5%	34.3%	12.7%	19.3%	15.0%
Middle (4 to 7)	31.3%	33.1%	30.1%	45%	50%	21.1%	55%	35.5%	53%	46%
Bottom (8 to 10)	30.7%	17.5%	9.7%	44.6%	6.6%	61%	10.8%	52%	27.7%	38.6%

## 2021

(137 respondents)

	City Development	Community Services	Crisis Intervention	Cultural Affairs & Special Events	Infrastructure	Police	Public Health	Government Services	Streets & Sanitation	Other Public Safety
Top (1 to 3)	45%	36%	74%	7%	34%	13%	47%	5%	18%	20%
Middle (4 to 7)	34%	52%	18%	38%	55%	18%	43%	46%	52%	45%
Bottom (8 to 10)	20%	12%	9%	55%	11%	69%	10%	49%	31%	34%



# BUDGET PROPOSAL & AMENDMENT FEEDBACK



# BUDGET PROPOSAL & AMENDMENT FEEDBACK

**#1 - The current budget proposal establishes a new Community Safety Fund. Modeled after the former "Head Tax" dissolved under Mayor Emmanuel, the re-envisioned Community Safety Surcharge will only apply to businesses with 100+ employees who perform 50% or more of their work within the City of Chicago. These employers will be required to pay a \$21/employee surcharge each month, which is projected to generate \$100M in its first year. The \$21 is based on the rate it would be currently had it been adjusted for inflation when first applied in 1973. Do you support the establishment of the new Community Safety Surcharge?**

**#2 - The current budget proposal establishes a Social Media Amusement & Responsibility Tax (SMART). This tax would extend the City's amusement tax to large tech companies, such as Meta, that profit from data mining from its users. SMART would charge large tech companies 50¢ per every active user over 100,000. It is estimated to generate an additional \$31M a year in revenue, which would help to fund expanded mental health services. Do you support the establishment of the SMART tax?**

**#3 - The current budget proposal establishes a new 10.25% tax on online sports wagering platforms, such as DraftKings. This is anticipated to generate \$26.2M/year. Do you support establishing an online sports wagering tax?**

**#4 - The current budget proposal includes an increased congestion surcharge for ride share services, anticipated to generate an additional \$65.4M a year. Do you support increasing the congestion surcharge?**

**#5 - The 2026 budget proposal establishes a new yacht tax, which is anticipated to usher in an additional \$5.6M a year. Do you support the establishment of a new yacht tax?**

**#6 - The proposed budget adds an additional \$100M to the line item for police overtime, bringing the total to \$200M. It was reported at the end of August that police had spent \$166M, overspending the allocated line item by \$66M. In 2024, police spent a total of \$270M on overtime. In July of this year, the Office of the Inspector General launched a new police overtime data dashboard to help the City better understand and analyze overtime information for specific ranks, units, and timeframes. This will hopefully allow CPD officials to make adjustments and improve efficiencies moving forward. With all this information, do you support the \$100M increase to CPD's overtime line item?**

**#7 - Gender-based violence funding has seen cuts at the federal and state level in recent years, despite a spike in demand due to the COVID-19 pandemic. It also faces a fiscal cliff with American Rescue Plan Act funds running dry. In Chicago, our gender-based violence service providers rely on the houseshare surcharge tax to fund their services. They are seeking an increase in this tax from 2% to 4%, which would generate an additional \$4 million a year to help victims of domestic violence seek housing and other resources to escape their abusers. This tax would be applied to people visiting Chicago who rent AirBNBs and VRBOs. Do you support an increase in this tax?**

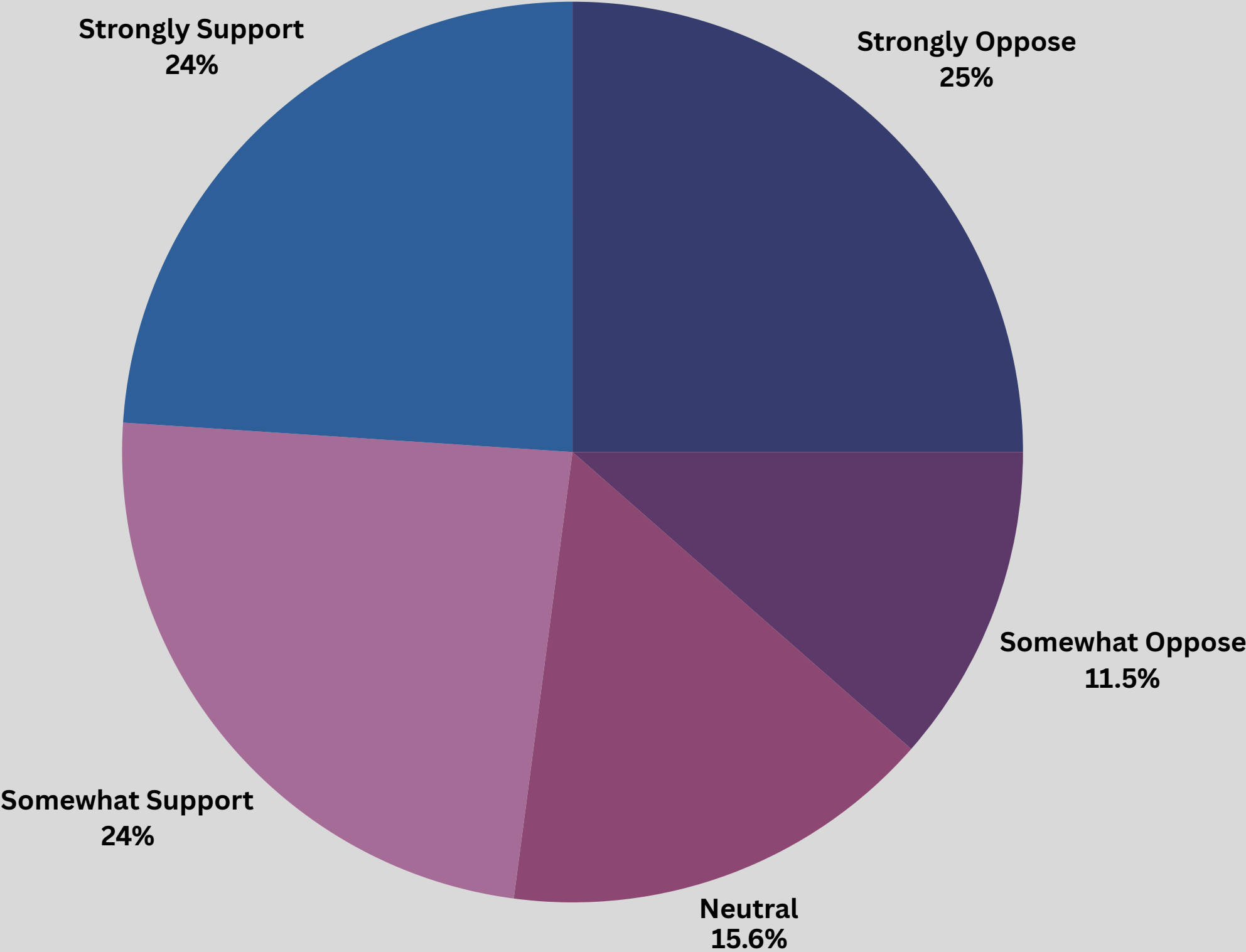
**#8 - In the event any of the new taxes are negotiated to a lesser amount, would you support a property tax increase to fill any gaps? Below is a chart demonstrating how different levels of a property tax would affect different assessed values in a given year. For example, a condo valued at \$250,000, a \$200M property increase would result in an extra \$147/year on their property tax bill, a \$150M increase would result in an extra \$110/year, a \$100M increase would result in an extra \$74/year, and a \$50M increase would result in an extra \$37/year.**

**#9 - If a property tax is unavoidable as part of budget negotiations, how much would you support?**

**#10 - We might not be able to avoid a property tax increase in perpetuity. Suppose we forego a property tax increase this year. Would you support reinstating the provision that automatically ties property tax increases each year at the rate of inflation, capped at no more than 5% in a given year to account for economic volatility?**

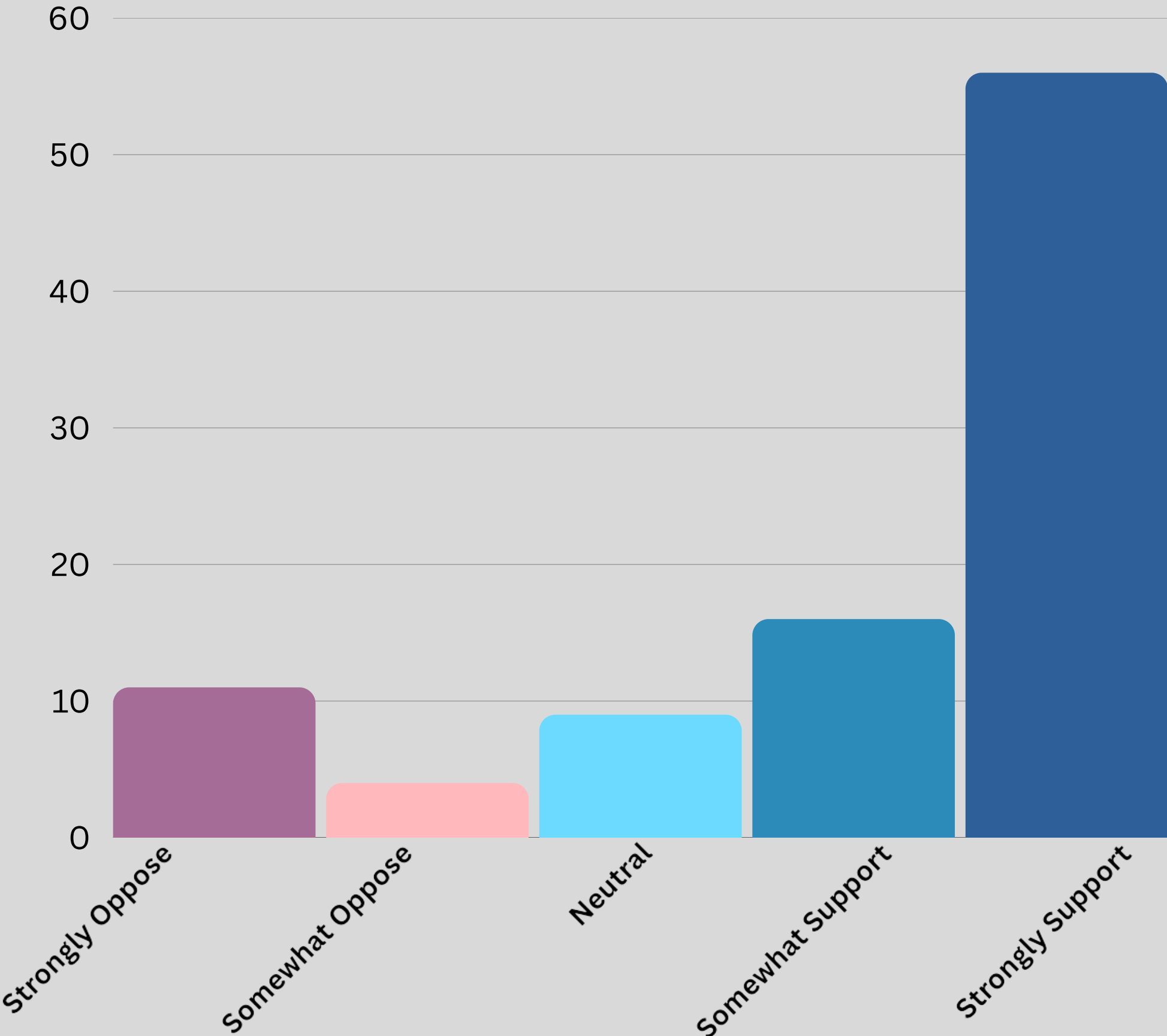


The current budget proposal establishes a new Community Safety Fund. Modeled after the former "Head Tax" dissolved under Mayor Emmanuel, the re-envisioned Community Safety Surcharge will only apply to businesses with 100+ employees who perform 50% or more of their work within the City of Chicago. These employers will be required to pay a \$21/employee surcharge each month, which is projected to generate \$100M in its first year. The \$21 is based on the rate it would be currently had it been adjusted for inflation when first applied in 1973. Do you support the establishment of the new Community Safety Surcharge?



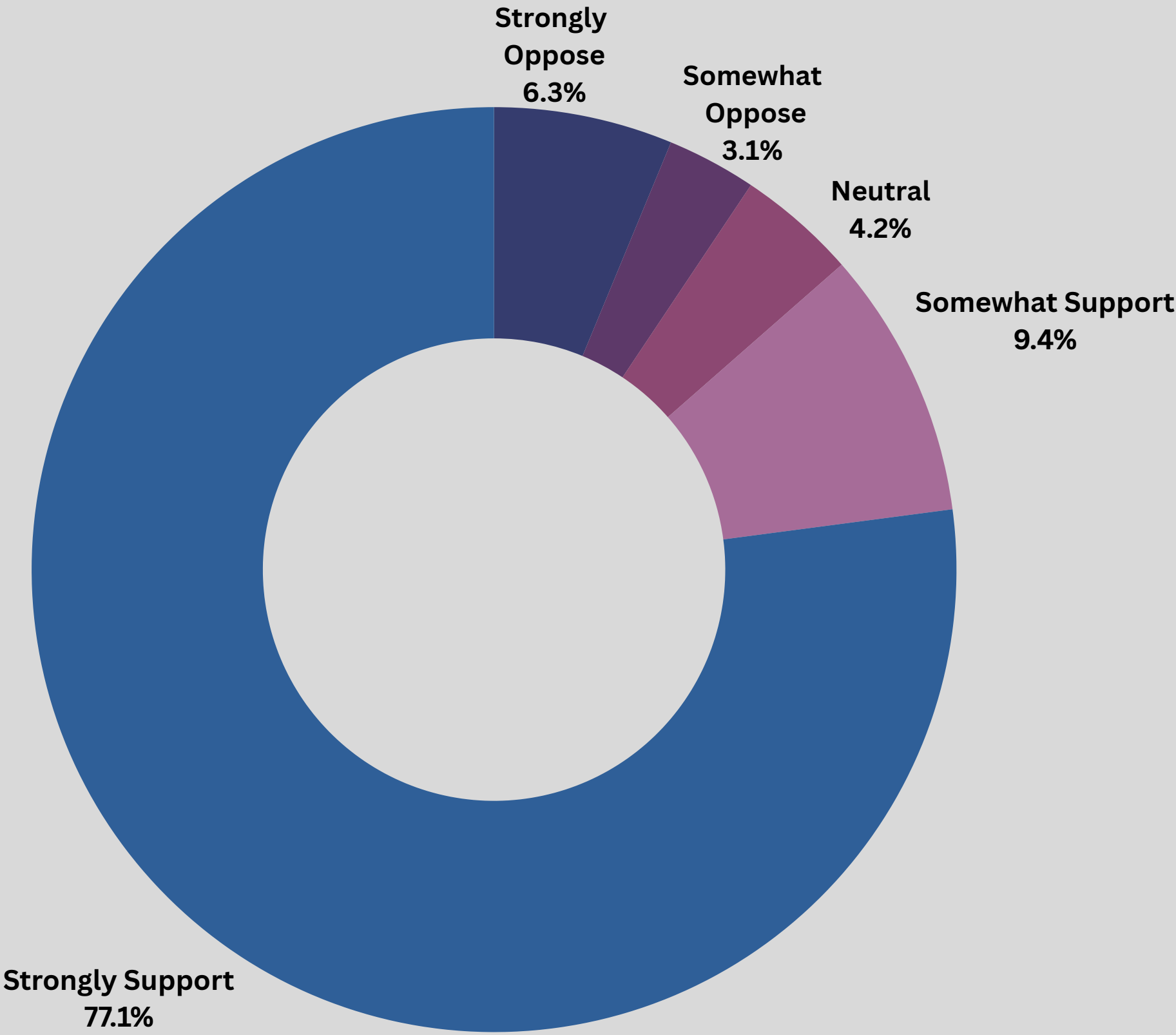


The current budget proposal establishes a Social Media Amusement & Responsibility Tax (SMART). This tax would extend the City's amusement tax to large tech companies, such as Meta, that profit from data mining from its users. SMART would charge large tech companies 50¢ per every active user over 100,000. It is estimated to generate an additional \$31M a year in revenue, which would help to fund expanded mental health services. Do you support the establishment of the SMART tax?



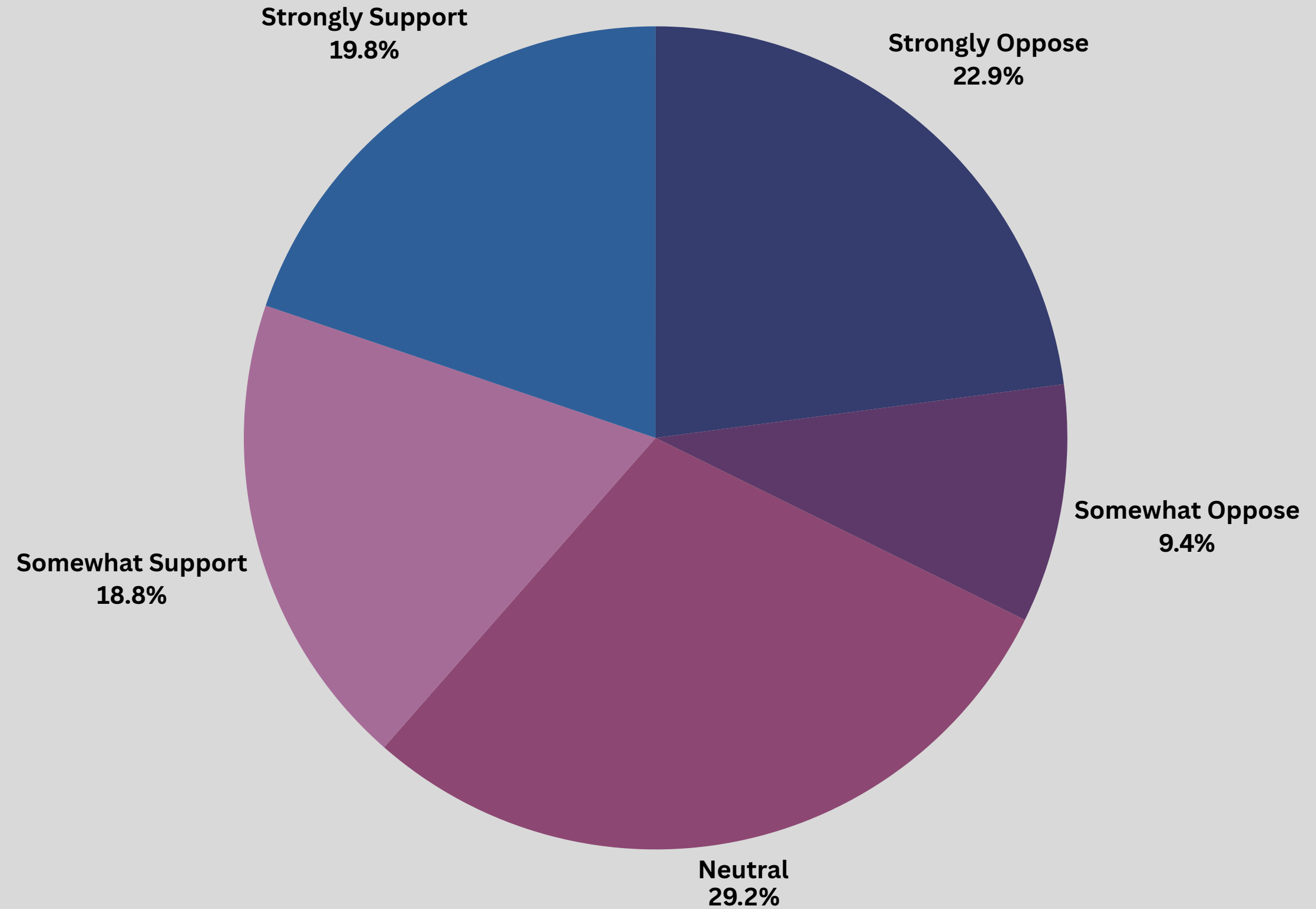


The current budget proposal establishes a new 10.25% tax on online sports wagering platforms, such as DraftKings. This is anticipated to generate \$26.2M/year. Do you support establishing an online sports wagering tax?



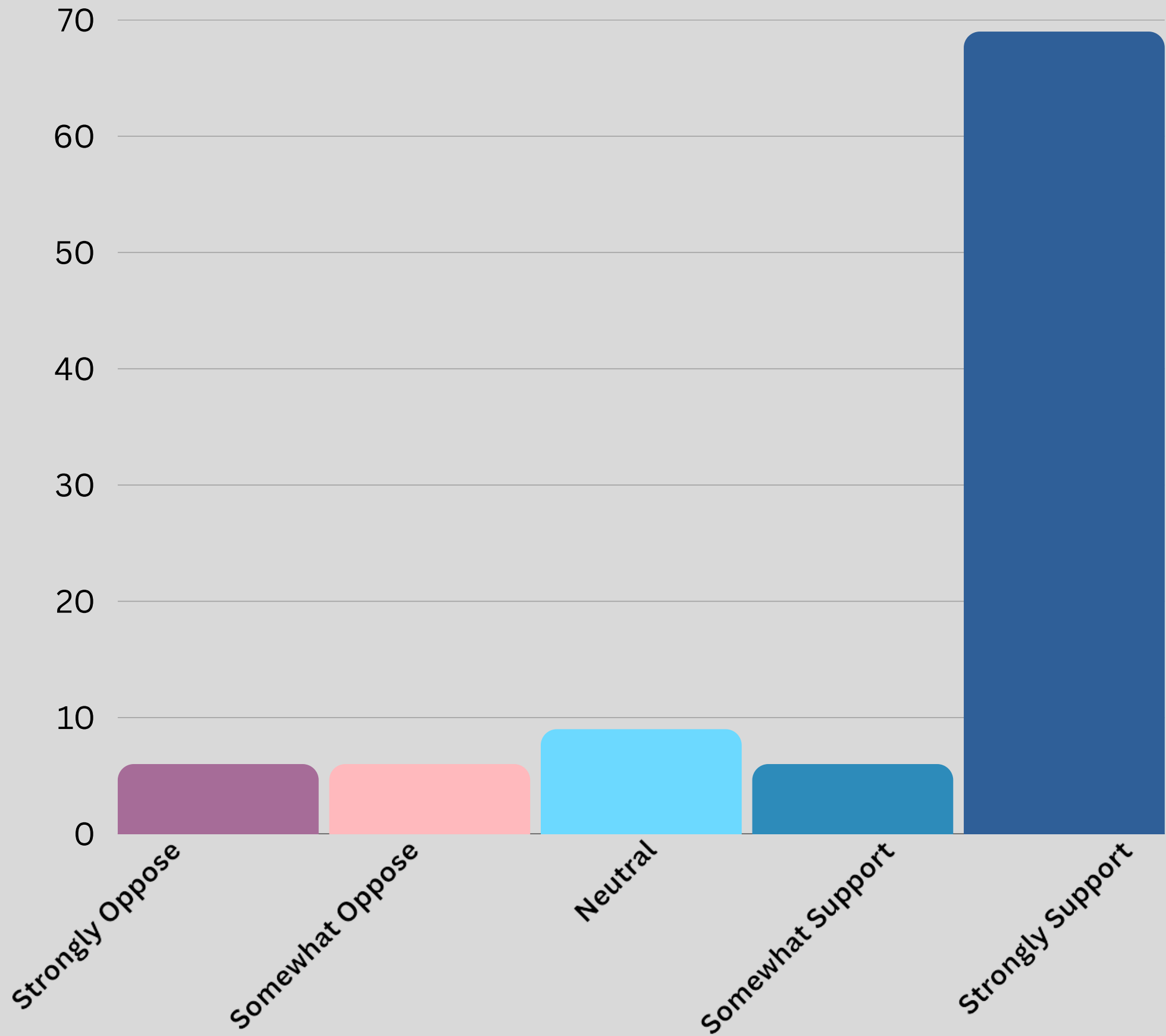
4

The current budget proposal includes an increased congestion surcharge for ride share services, anticipated to generate an additional \$65.4M a year. Do you support increasing the congestion surcharge?



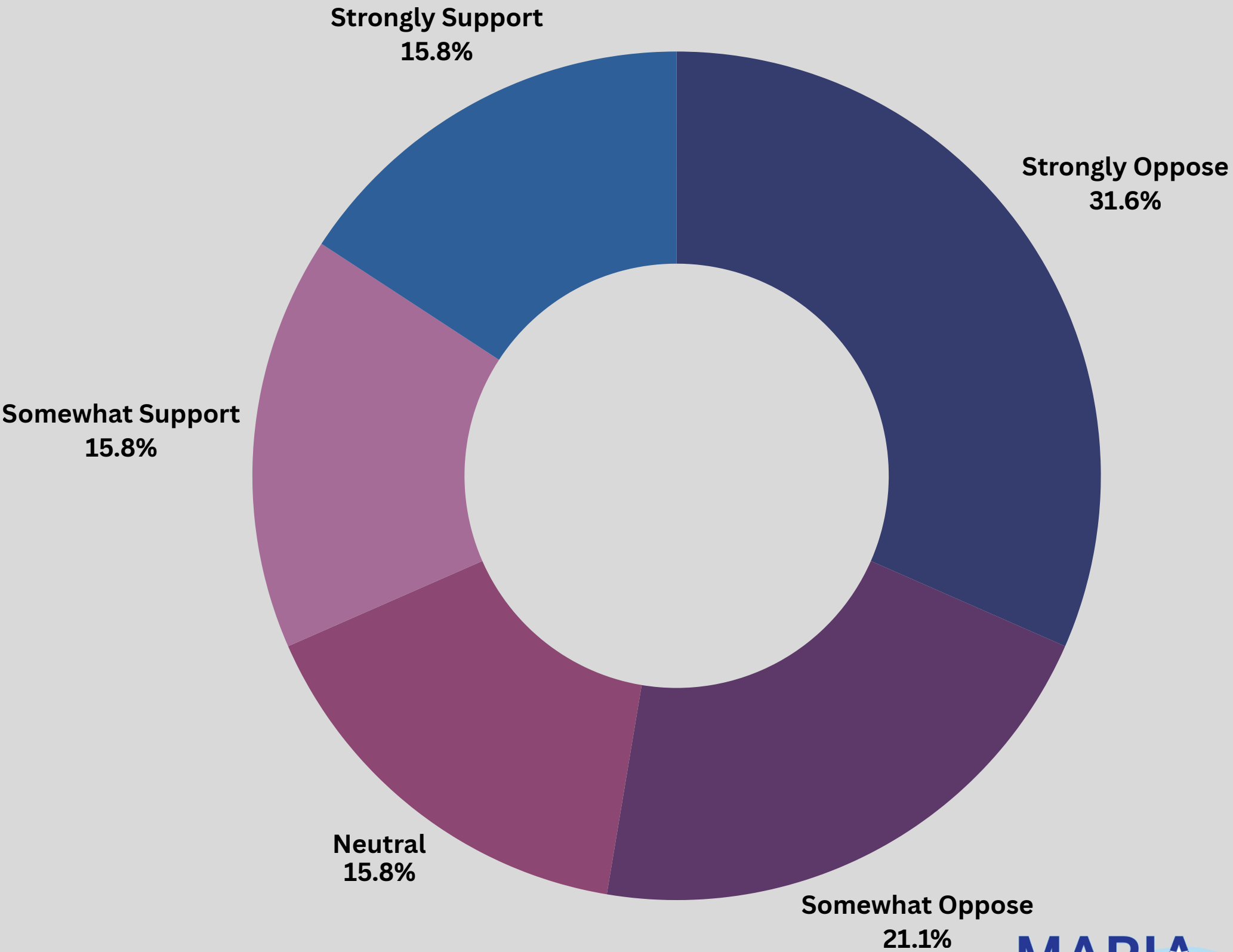
5

The 2026 budget proposal establishes a new yacht tax, which is anticipated to usher in an additional \$5.6M a year. Do you support the establishment of a new yacht tax?





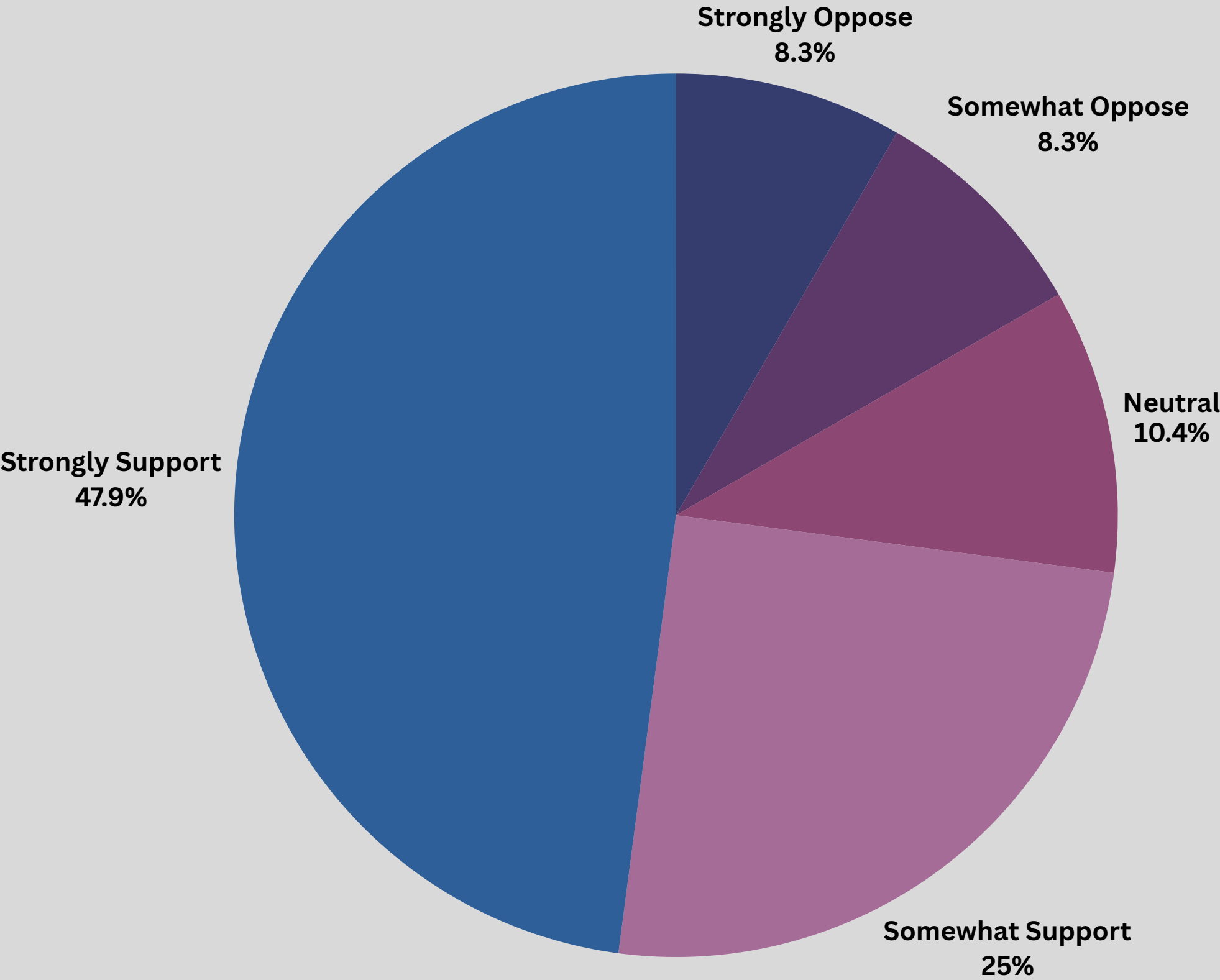
The proposed budget adds an additional \$100M to the line item for police overtime, bringing the total to \$200M. It was reported at the end of August that police had spent \$166M, overspending the allocated line item by \$66M. In 2024, police spent a total of \$270M on overtime. In July of this year, the Office of the Inspector General launched a new police overtime data dashboard to help the City better understand and analyze overtime information for specific ranks, units, and timeframes. This will hopefully allow CPD officials to make adjustments and improve efficiencies moving forward. With all this information, do you support the \$100M increase to CPD's overtime line item?







Gender-based violence funding has seen cuts at the federal and state level in recent years, despite a spike in demand due to the COVID-19 pandemic. It also faces a fiscal cliff with American Rescue Plan Act funds running dry. In Chicago, our gender-based violence service providers rely on the houseshare surcharge tax to fund their services. They are seeking an increase in this tax from 2% to 4%, which would generate an additional \$4 million a year to help victims of domestic violence seek housing and other resources to escape their abusers. This tax would be applied to people visiting Chicago who rent AirBNBs and VRBOs. Do you support an increase in this tax?





8

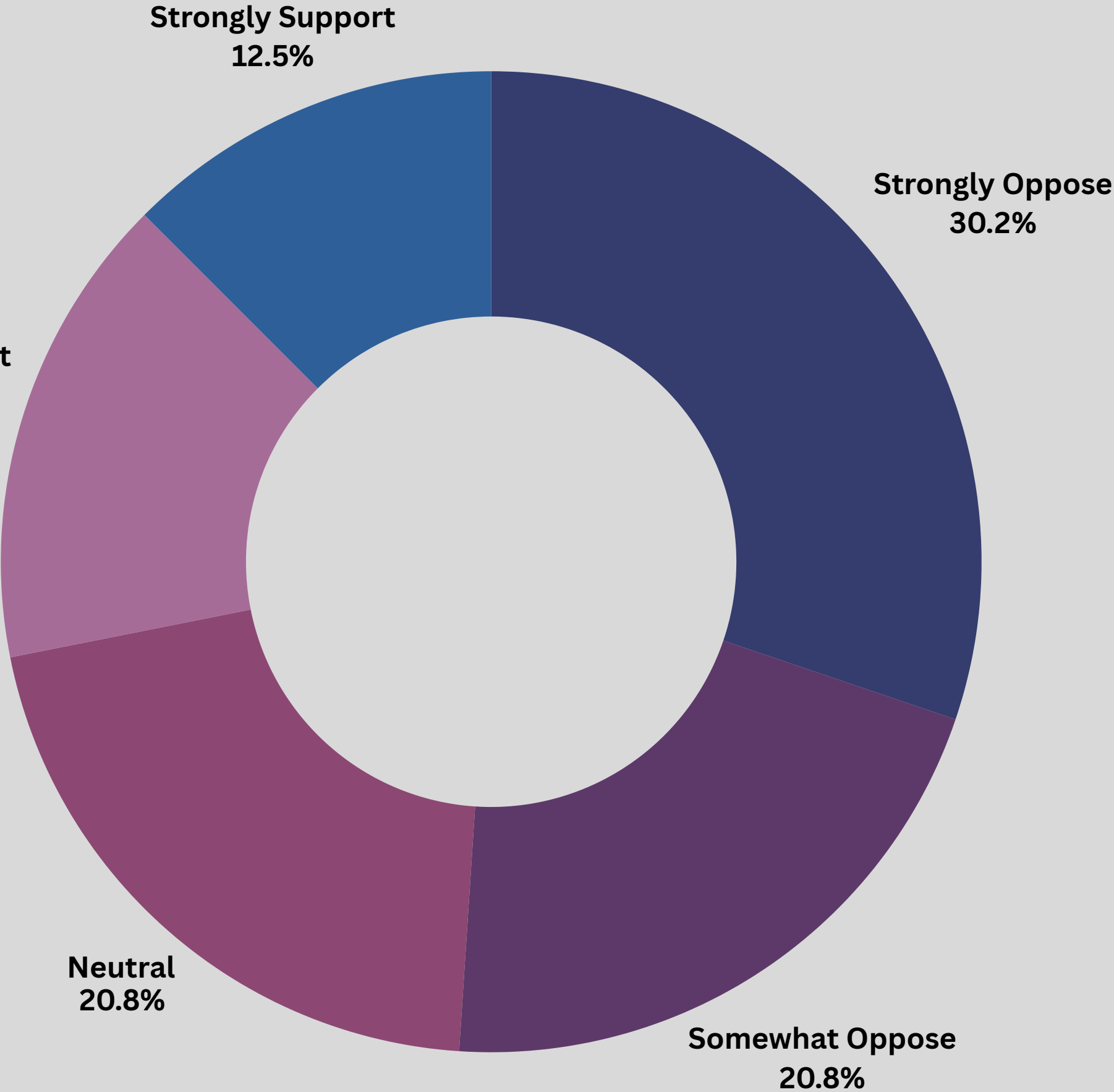
In the event any of the new taxes are negotiated to a lesser amount, would you support a property tax increase to fill any gaps?

Below is a chart demonstrating how different levels of a property tax would affect different assessed values in a given year. For example, a condo valued at \$250,000, a \$200M property increase would result in an extra \$147/year on their property tax bill, a \$150M increase would result in an extra \$110/year, a \$100M increase would result in an extra \$74/year, and a \$50M increase would result in an extra \$37/year.

2026 Property Tax Levy Impact Scenarios								
Home Value	\$100,000	\$150,000	\$200,000	\$250,000	\$300,000	\$350,000	\$400,000	\$500,000
<b>2024 Tax Bill</b>	<b>\$1,480</b>	<b>\$2,545</b>	<b>\$3,606</b>	<b>\$4,600</b>	<b>\$5,697</b>	<b>\$6,564</b>	<b>\$7,560</b>	<b>\$9,941</b>
<b>\$300M Increase</b>	\$1,551	\$2,667	\$3,779	\$4,821	\$5,970	\$6,879	\$7,923	\$10,418
\$ Impact	\$71	\$122	\$173	\$221	\$273	\$315	\$363	\$477
% Impact	4.8%	4.8%	4.8%	4.8%	4.8%	4.8%	4.8%	4.8%
<b>\$200M Increase</b>	<b>\$1,527</b>	<b>\$2,626</b>	<b>\$3,721</b>	<b>\$4,747</b>	<b>\$5,879</b>	<b>\$6,774</b>	<b>\$7,802</b>	<b>\$10,259</b>
\$ Impact	\$47	\$81	\$115	\$147	\$182	\$210	\$242	\$318
% Impact	3.2%	3.2%	3.2%	3.2%	3.2%	3.2%	3.2%	3.2%
<b>\$150M Increase</b>	<b>\$1,516</b>	<b>\$2,606</b>	<b>\$3,693</b>	<b>\$4,710</b>	<b>\$5,834</b>	<b>\$6,722</b>	<b>\$7,741</b>	<b>\$10,180</b>
\$ Impact	\$36	\$61	\$87	\$110	\$137	\$158	\$181	\$239
% Impact	2.4%	2.4%	2.4%	2.4%	2.4%	2.4%	2.4%	2.4%
<b>\$135M Increase</b>	<b>\$1,511</b>	<b>\$2,598</b>	<b>\$3,682</b>	<b>\$4,697</b>	<b>\$5,817</b>	<b>\$6,702</b>	<b>\$7,719</b>	<b>\$10,150</b>
\$ Impact	\$31	\$53	\$76	\$97	\$120	\$138	\$159	\$209
% Impact	2.10%	2.10%	2.10%	2.10%	2.10%	2.10%	2.10%	2.10%
<b>\$100M Increase</b>	<b>\$1,504</b>	<b>\$2,586</b>	<b>\$3,664</b>	<b>\$4,674</b>	<b>\$5,788</b>	<b>\$6,669</b>	<b>\$7,681</b>	<b>\$10,100</b>
\$ Impact	\$24	\$41	\$58	\$74	\$91	\$105	\$121	\$159
% Impact	1.6%	1.6%	1.6%	1.6%	1.6%	1.6%	1.6%	1.6%
<b>\$50M Increase</b>	<b>\$1,492</b>	<b>\$2,565</b>	<b>\$3,635</b>	<b>\$4,637</b>	<b>\$5,743</b>	<b>\$6,617</b>	<b>\$7,620</b>	<b>\$10,021</b>
\$ Impact	\$12	\$20	\$29	\$37	\$46	\$53	\$60	\$80
% Impact	0.8%	0.8%	0.8%	0.8%	0.8%	0.8%	0.8%	0.8%

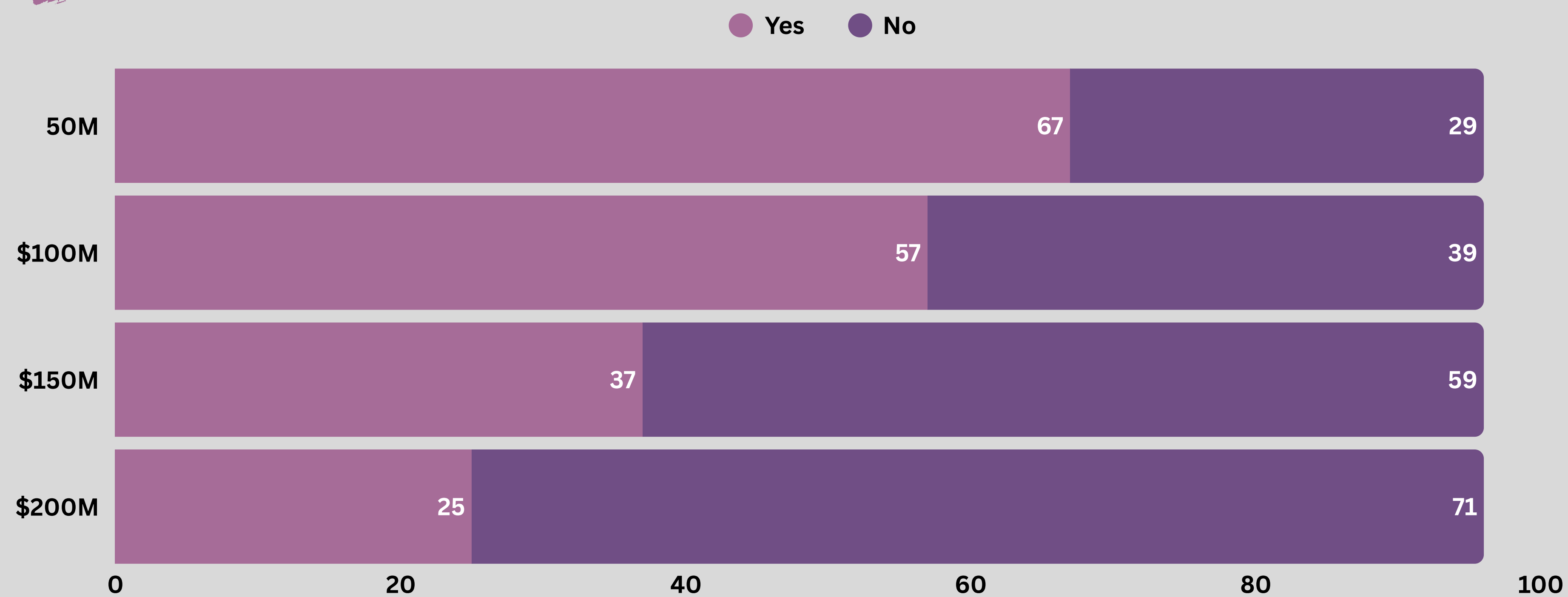


**In the event any of the new taxes are negotiated to a lesser amount, would you support a property tax increase to fill any gaps?**



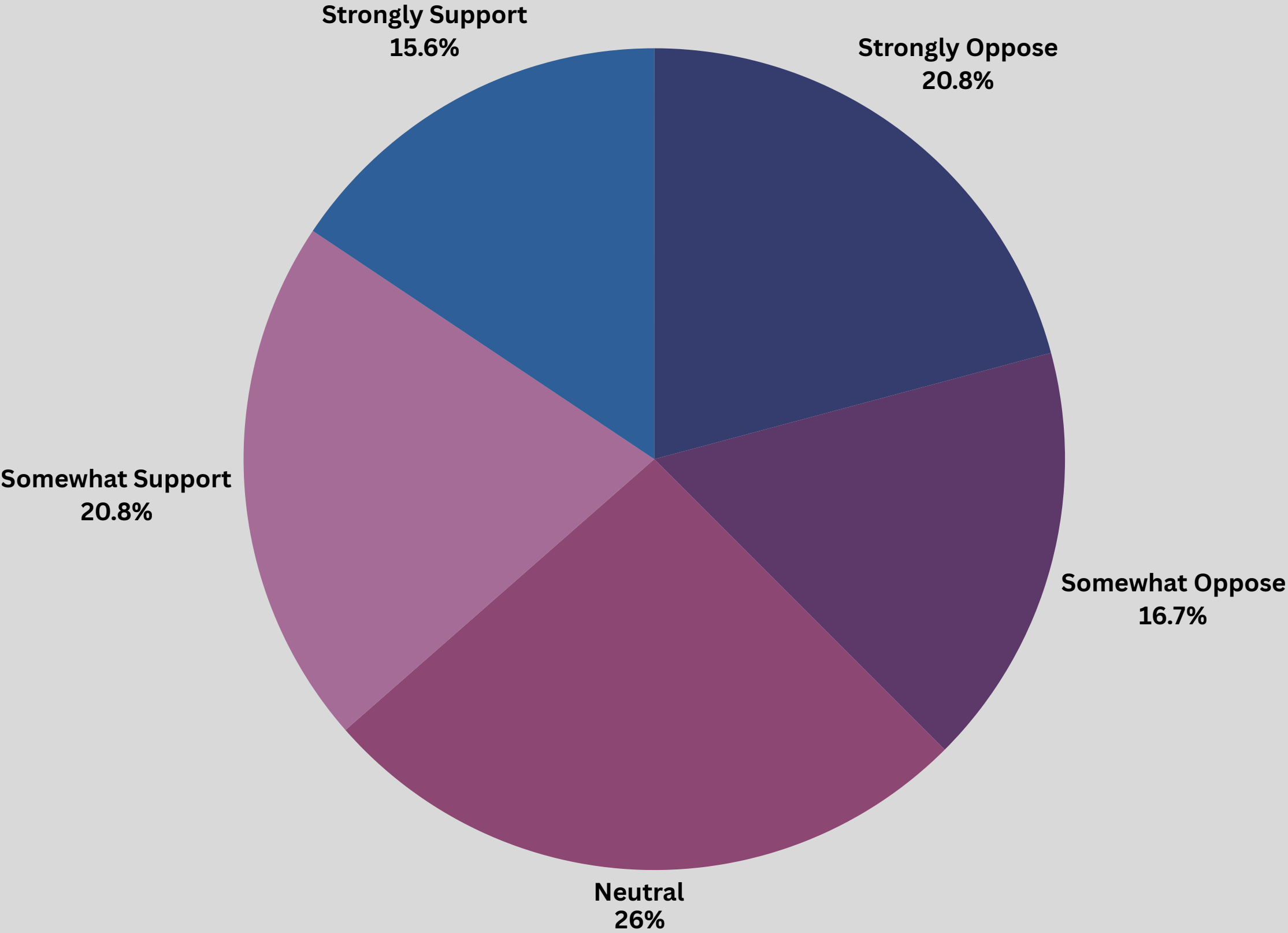


# If a property tax is unavoidable as part of budget negotiations, how much would you support?

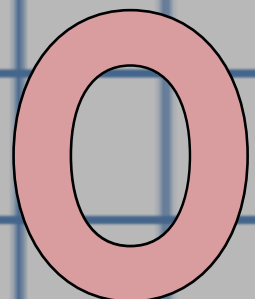






We might not be able to avoid a property tax increase in perpetuity. Suppose we forego a property tax increase this year. Would you support reinstating the provision that automatically ties property tax increases each year at the rate of inflation, capped at no more than 5% in a given year to account for economic volatility?



# OPEN-ENDED COMMENTS





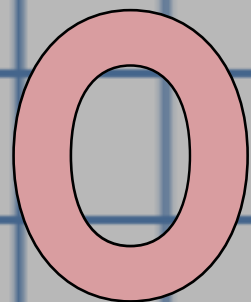


# MAJOR THEMES IN COMMENTS

**41 of the 96** respondents left a comment in the open-ended feedback portion of the survey.

- 29.3% provided a broad variety of avenues to explore, from exempting seniors from tax increases to reinstating the grocery tax to taxing the wealthy
- 26.8% said that City Council should identify additional efficiencies and cuts in the 2026 budget
- 26.8% provided feedback on property taxes. Of those:
  - 55% said the methodology & application of property taxes should be modified to realize better equity
  - 18% said they would not support any increase to property taxes
  - 18% said that property taxes should increase slightly each year
  - 9% were ambivalent about potential property tax increases
- 14.6% provided feedback on CPD's budget, from cutting it to fund other programs to making changes to how misconduct settlements are handled.
- 14.6% provided feedback on the head tax. Of those:
  - 66.6% opposed the head tax
  - 33.3% supported the head tax
- 12.2% left a comment about Chicago Public Library. Of those:
  - 80% said no cuts should be made to libraries
  - 20% said that the city should explore closing some branches one or two days to save funds

# DEMOGRAPHICS

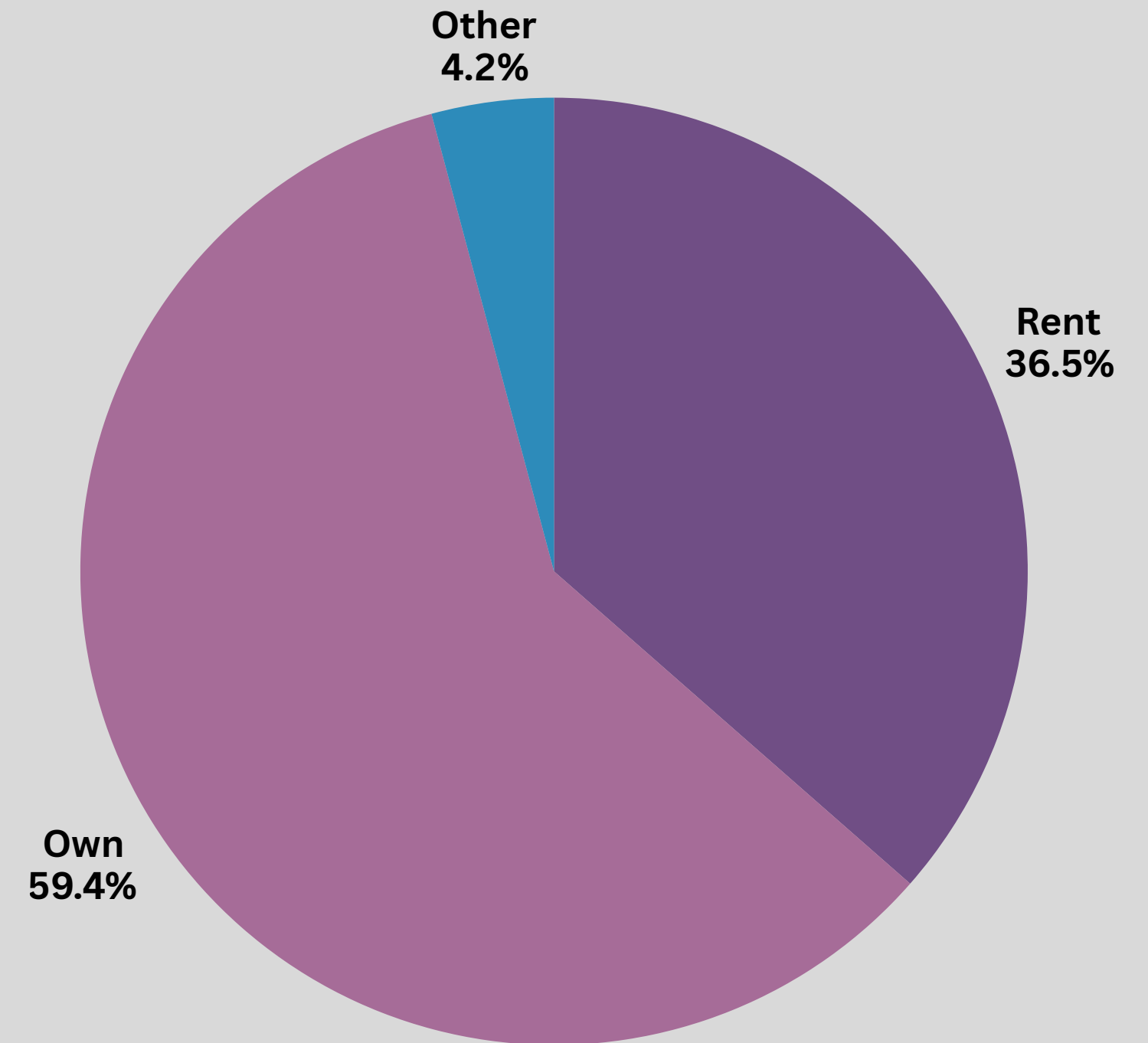


# WHO TOOK THE SURVEY?

THERE WERE 96  
TOTAL RESPONSES



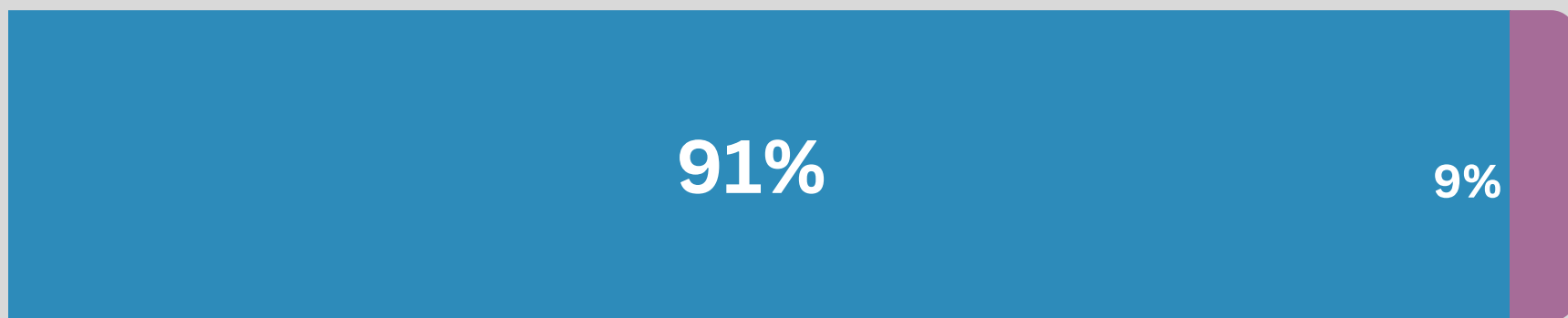
## Form of Housing






# WHO TOOK THE SURVEY?

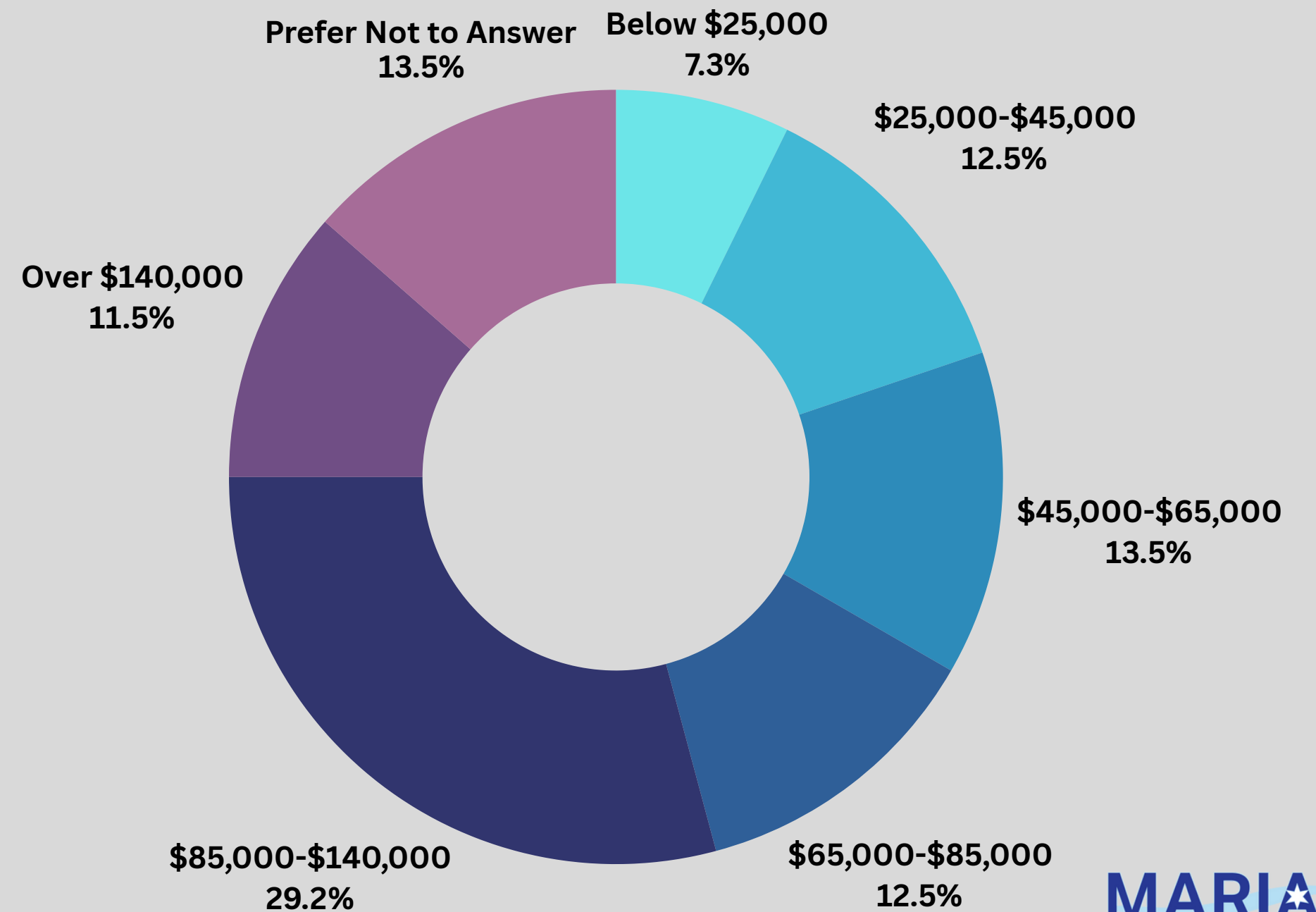
## Zip Code Representation



  
**60626**

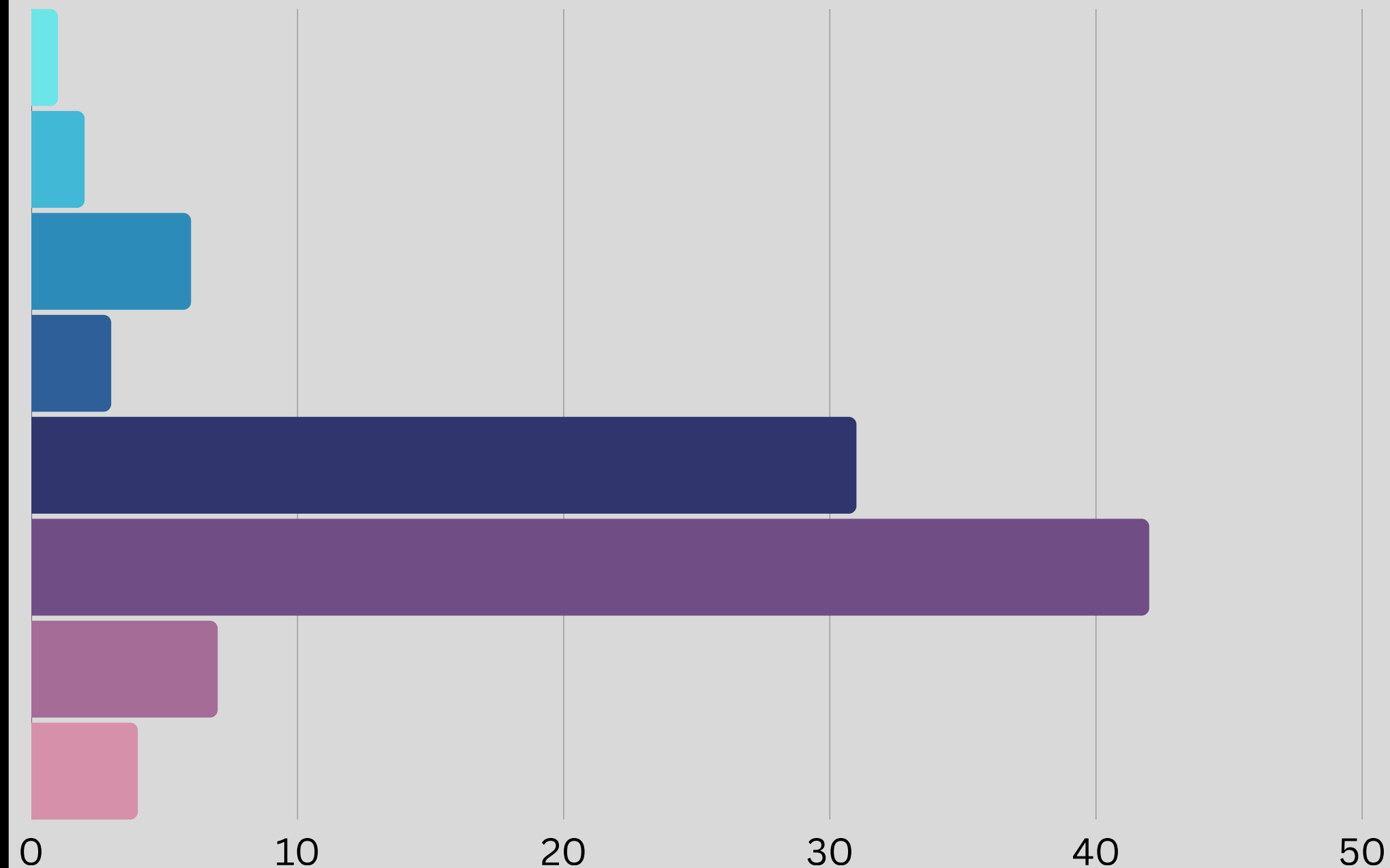
  
**60645**

## Annual Household Income

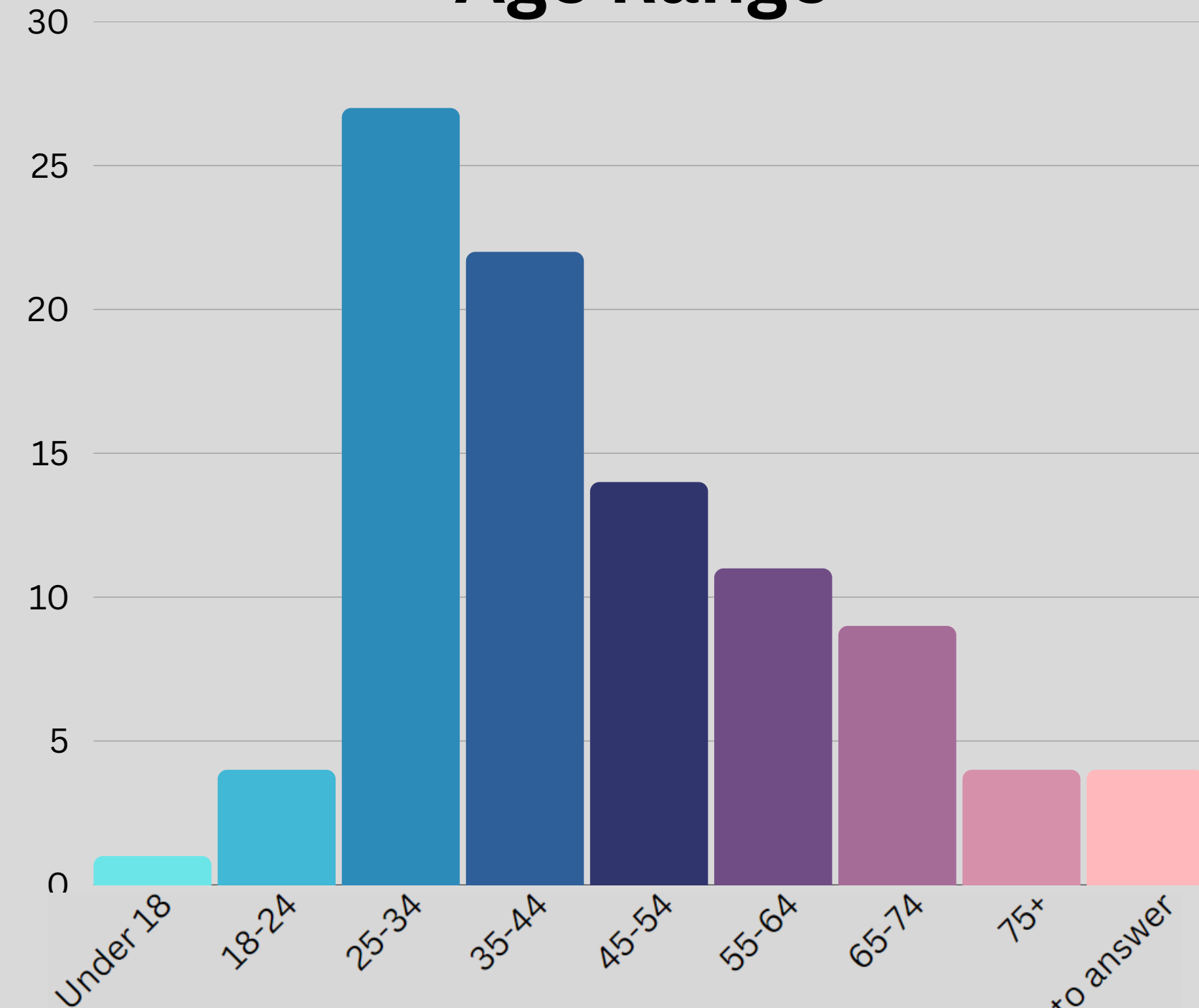


# WHO TOOK THE SURVEY?

## Level of Education



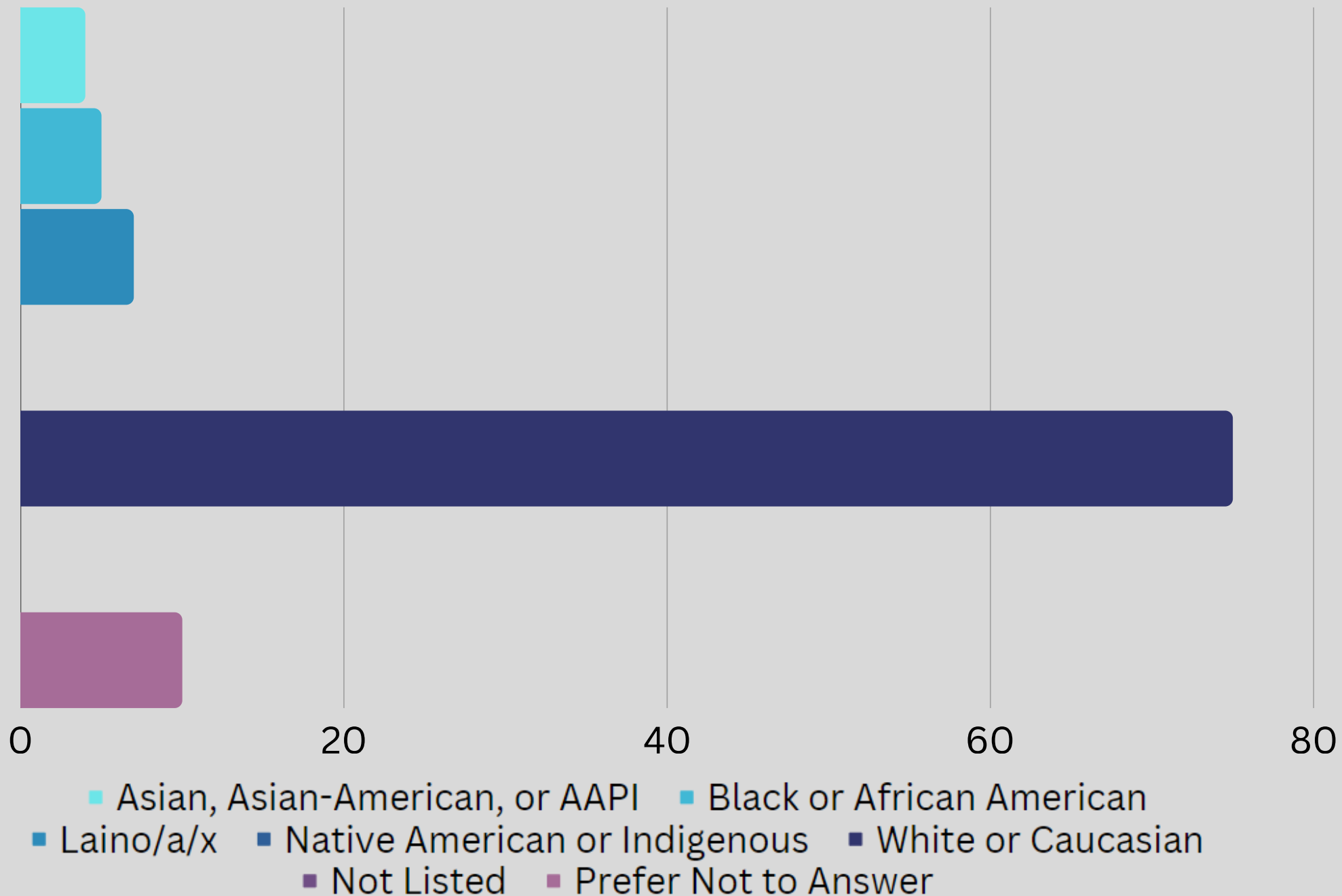
## Age Range



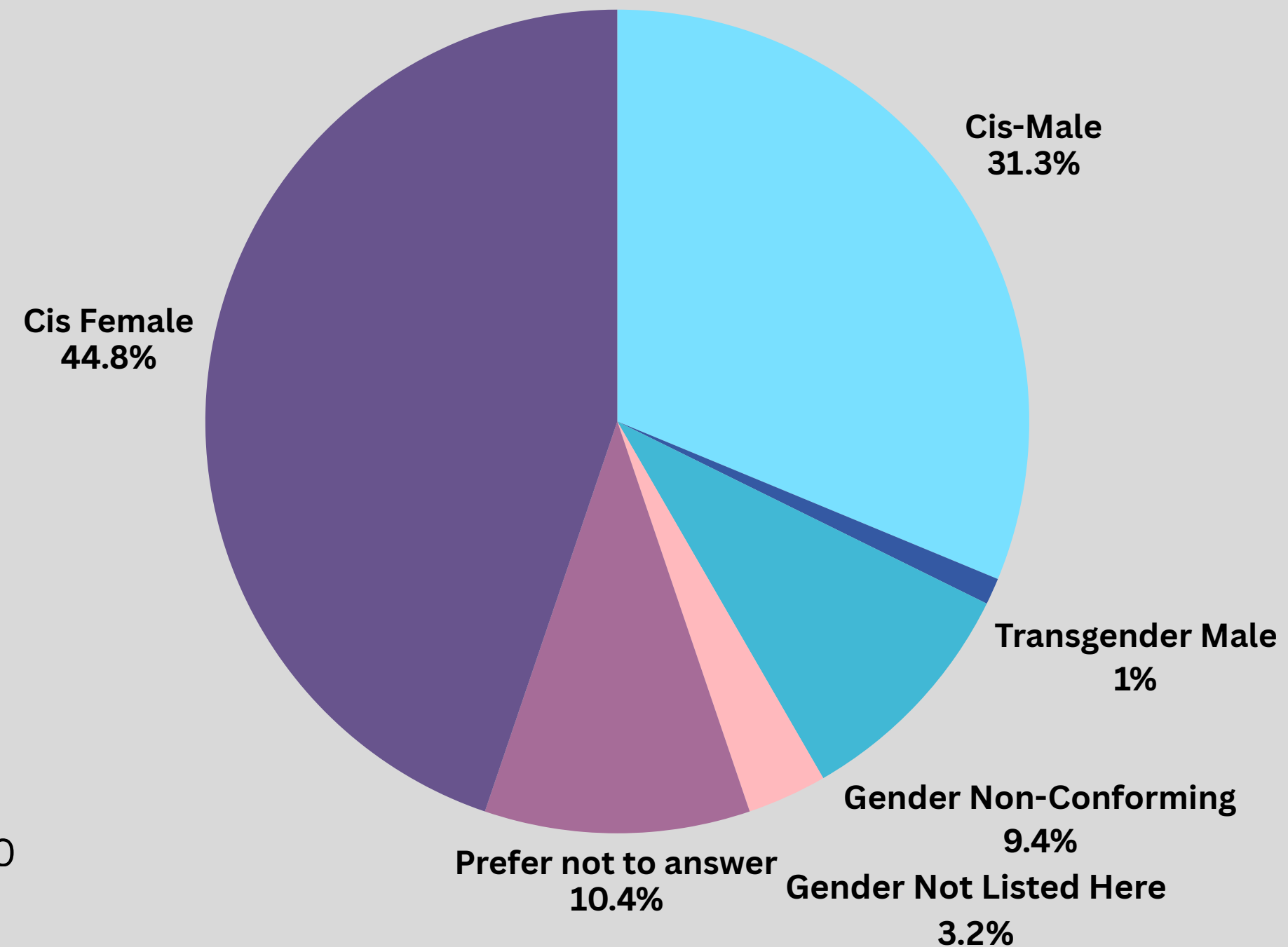
Less than a High School Diploma High School Diploma or GED  
Some college, no degree Associates Degree Bachelor's Degree  
Master's Degree Doctorate (e.g. PhD, EdD) Prefer Not to Answer

# WHO TOOK THE SURVEY?

## Race/Ethnicity



## Gender



THANK YOU!

